Waters

Niflumic Acid/Camphor Sulfonic Acid extracted from Rat Plasma

©2005 Waters Corporation

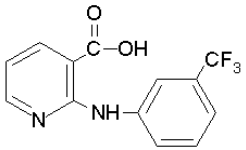

Niflumic Acid – 115% recovery
MW 282.2, $C_{13}H_9F_3N_2O_2$

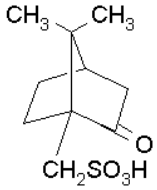

(1S)-Camphor-10-sulfonic acid – 109% recovery
MW 232.3, $C_{10}H_{16}O_4S$

Oasis® WAX SPE Protocol

Plate:	Oasis® WAX µElution Plate
Condition:	200 µL MeOH
Equilibrate:	200 µL H_2O
Load:	100 µL 1:1 diluted rat plasma, 10 pg/µL, w/2% H_3PO_4
Wash 1:	200 µL 25 mM NH_4CH_2COOH buffer in H_2O, pH 5
Wash 2:	200 µL MeOH
Elute:	50 µL (25 µL x 2) MeOH w/2% NH_4OH
Dilute:	50 µL H_2O with 2% HCOOH
Inject:	10 µL

SunFire™ COLUMNS

05/2005
Waters, Oasis and SunFire are trademarks of Waters Corporation.

www.waters.com

Niflumic Acid/Camphor Sulfonic Acid extracted from Rat Plasma

©2005 Waters Corporation

Conditions

Column: SunFire™ C_{18} 2.1 x 20 mm *IS*™, 3.5 µm
Part Number: 186002531
Mobile Phase A: H_2O with 10 mM NH_4CH_3COOH, pH 5.5
Mobile Phase B: MeOH with 10 mM NH_4CH_3COOH, pH 5.5
Flow Rate: 0.4 mL/min

Gradient: Profile

Time (min)	%A	%B
0.0	95	5
3.0	5	95
4.0	5	95
4.1	95	5
5.0	95	5

Injection Volume: 10 µL
Loading Sample Concentration
10 pg/µL each analyte
Temperature: Ambient
Instruments: Waters Alliance® 2695,
Waters Micromass® Quattro micro™ API

ESI-

Source Temp:	150°C
Desolvation Temp:	350°C
Cone Gas Flow:	50 L/Hr
Desolvation Gas Flow:	600 L/Hr
Collision Cell:	$1.23e^{-3}$ bar (Ar gas)

	MRM Transition	Cone (V)	CID(eV)
Niflumic Acid	m/z 281.1 → 237.1	30	17
Camphorsulfonic Acid	m/z 231.1 → 79.9	45	30

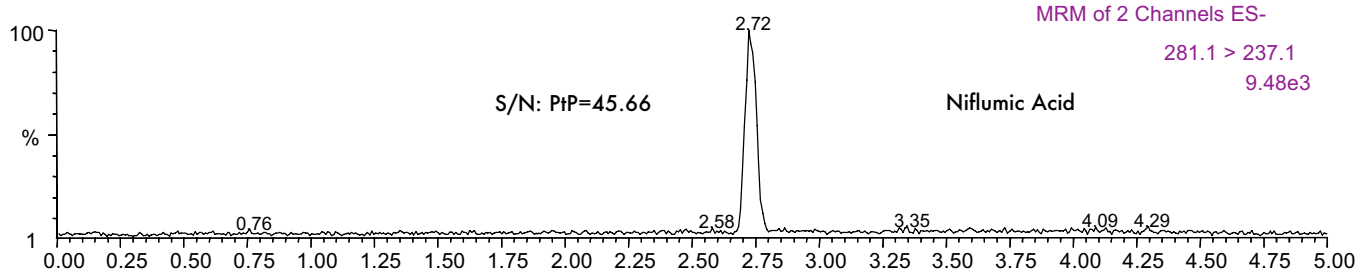

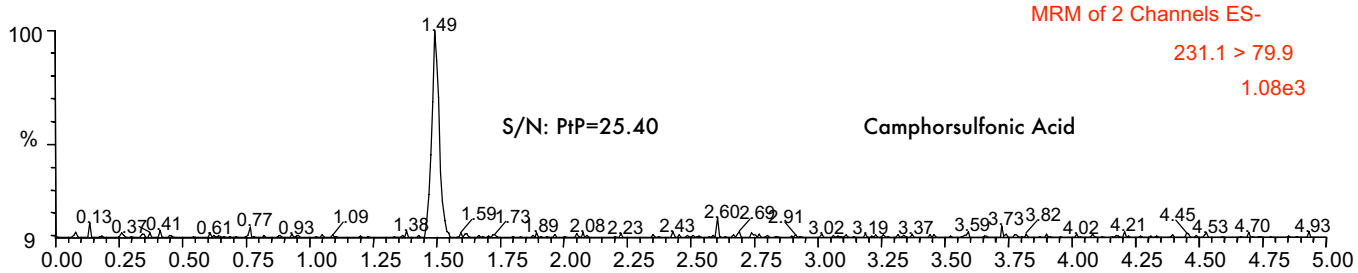

SunFire™ COLUMNS

05/2005
Waters, Micromass, Quattro micro, IS and SunFire are trademarks of Waters Corporation.

www.waters.com