PROPRANOLOL IN RAT PLASMA BY MIXED-MODE SPE AND LC/MS/MS
(LOW ELUTION VOLUME)

HPLC METHOD

COLUMN:	XTerra® MS C_{18}, 2.1 x 30 mm, 3.5 µm
PART NUMBER:	186000398
MOBILE PHASE A:	Water + 0.5 % NH_4OH
MOBILE PHASE B:	ACN + 0.5 % NH_4OH
FLOW RATE:	0.2 mL/min
GRADIENT:	Time Profile

(min)	%A	%B
0	5	95
1	95	5

TEMPERATURE:	Ambient
LC INSTRUMENT:	Alliance® 2795

MS CONDITIONS

MS INSTRUMENT:	Micromass® Quattro Triple Quadrupole™
ION SOURCE:	ESI (+)
SOURCE TEMP:	150 °C
GAS CELL:	2.0 e-3 bar Argon
DESOLVATION TEMP:	350 °C
DRYING GAS FLOW:	500 L/hr
CONE GAS FLOW:	50 L/hr
CONE VOLTAGE:	25 volts
COLLISION ENERGY:	20
CAPILLARY VOLTAGE:	3.5 Kv

MRM TRANSITION:		
	Metoclopramide (IS)	m/z 299.8 → 226.7
	Propranolol	m/z 259.9 →154.9
	Amitriptyline	m/z 278.1 →232.9
	Nortriptyline	m/z 263.9 →190.8

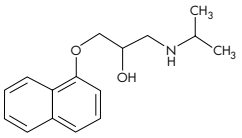

PROPRANOLOL

OASIS® MCX GENERIC EXTRACTION PROTOCOL

Conditions for Oasis® MCX µElution Plate
Part Number 186001830

CONDITION: 200 µL MeOH

EQUILIBRATE: 200 µL Water

LOAD: 50 µL spiked rat plasma

LOAD: 50 µL IS (10 pg/mL) in water

WASH 1: 200 µL Water + 2% FA

WASH 2: 200 µL MeOH

ELUTE: 25 µL ACN:IPA 40:60 + 2% NH_4OH

DILUTE: 50 µL water, Inject: 20 µL

NEW! OASIS® µELUTION PLATE



CALIBRATION CURVE

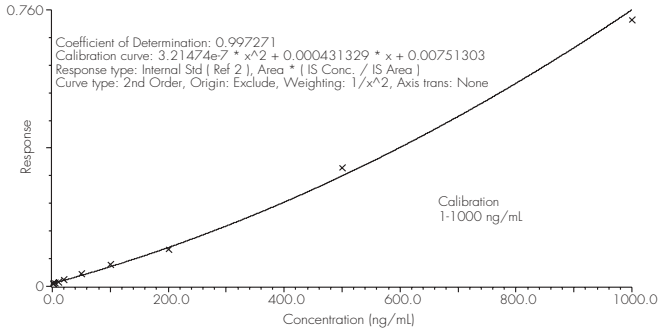

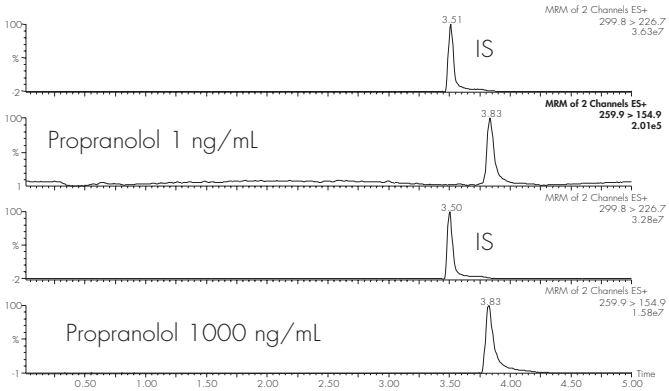

Micromass Quattro Triple Quadrupole, XTerra, Alliance, Oasis and Waters are trademarks of Waters Corporation.
© 2003 Waters Corporation