OXYBUTYNIN IN RAT PLASMA

HPLC METHOD

COLUMN:	XTerra® MS C_{18} 2.1 x 30 mm, 3.5 µm
PART NUMBER:	186000398
MOBILE PHASE A:	100 mM NH_4COOH
MOBILE PHASE B:	ACN
ISOCRATIC MOBILE PHASE COMPOSITION:	45% A; 55% B
FLOW RATE:	0.2 mL/min
INJECTION VOLUME:	30 µL
DETECTION:	MS ESI^+
INSTRUMENT:	Alliance® 2790, Quattro Ultima™
ION SOURCE:	Electrospray positive
SOURCE TEMPERATURE:	150 °C
GAS CELL:	1.5e-3 mbar, 25 eV
DESOLVATION TEMPERATURE:	350 °C
CONE GAS FLOW:	150 L/hr
DRYING GAS FLOW:	600 L/hr
CONE VOLTAGE:	30 V

Oxybutynin (ng/mL)	mean	standard deviation	coefficient of variation (%)	recovery (%)
1	1.01	0.01	1.3	101
2.5	2.47 (5)	0.14	5.5	98
5	4.89	0.16	3.3	97
10	9.42 (5)	0.14	1.5	94
20	20.9	0.61	2.9	104
25	25.64	0.43	1.7	102
50	50.14	1.13	2.3	100
100	97.72 (5)	1.95	2	97
200	210.25 (4)	2.51	1.2	105
250	242.98)	4.78	1.9	97

Spike 1 ng/mL, 55/45 ACN/H_2O 0.1 M NH_4 Formate pH 4

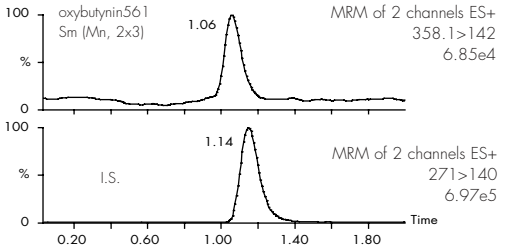

Spike 250 ng/mL, 55/45 ACN/H_2O 0.1 M NH_4 Formate pH 4

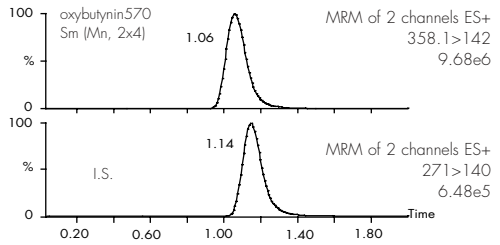

OASIS® MCX EXTRACTION METHOD

Oasis® MCX Extraction Plate,10 mg/96 well
Part Number 186000259

CENTRIFUGE:
25 mL of EDTA rat plasma
at 10 000 (RPM)

SPIKE:
5 mL of centrifuged plasma with drug
(max 5% organic load)
Add 100 µL H_3PO_4
(Oxybutynin is base sensitive)

CONDITION PLATE:
500 µL methanol followed
with 500 µL water

LOAD PLATE:
500 µL spiked rat plasma

WASH PLATE:
500 µL 2% HCl in water

ELUTE PLATE:
300 µL 5% NH_4OH in methanol

DILUTE:
200 µL water 10 % Formic Acid in water

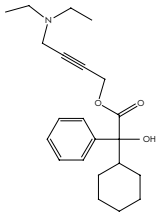

OXYBUTYNIN

Compound name: Oxybutynin
Coefficient of Determination: 0.995732
Calibration curve: -3.59333e-5* x^2 + 0.0799116* x + 0.000289979
Response type: Internal Std (Ref 1), Area* (IS Conc./IS Area)
Curve type: 2nd Order, Origin: Exclude, Weighting: 1/x^2, Axis trans: None

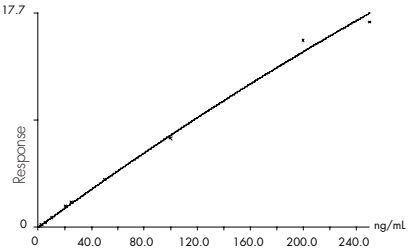

Ultima, Quattro, Micromass, XTerra, Alliance,Oasis and Waters are trademarks of Waters Corporation.
© 2003 Waters Corporation